


Al-Ameen Mission, Belpukur


BELPUKUR * SIHOL * D/DINAJPUR


Result Sheet Of Annual Assessment - 2019

Class - VI (Boys)

RANK	Regn.No.	STUDENT'S NAME	SUBJECT'S										TOTAL	% Of	% Of	% of
			BENG	ENG-I	ENG-II	MATH	HIST	GEOG	EVS	ARAB	H&P EDU	COMP				
			100	100	50	100	100	100	100	100	100	100				
1	31649	SABBIR ALOM	97	92	49	92	94	85	97	97	87	98	888	93.47	92.32	93.80
2	36891	MASUM REJA	94	95	43	92	96	84	91	89	90	97	871	91.68	86.63	86.40
3	31714	IMRAN HOSEN	92	93	45	81	95	90	89	83	89	98	855	90.00	87.79	86.40
4	31610	AMJED ALI	92	86	42	87	93	85	97	79	88	99	848	89.26	87.16	83.60
5	31639	MIRAJ HOSSAIN	90	80	40	77	94	86	91	85	93	92	828	87.16	81.05	85.20
6	31675	SELIM AKTAR	92	90	44	78	90	81	81	82	96	89	823	86.63	81.58	84.20
7	31665	MD IMTIAZ	84	84	43	82	90	77	89	79	90	97	815	85.79	79.68	81.40
8	31608	MAHABUB BISWAS	84	86	40	83	87	81	88	78	90	96	813	85.58	74.32	82.20
9	31680	MD. MEHBUB ALAM	80	90	40	80	92	81	85	77	92	95	812	85.47	78.11	87.20
10	32639	IFAD ALAM	78	88	45	76	79	81	91	79	95	95	807	84.95	72.63	82.20
11	31622	MD MUKTASHIF HOSSAIN	82	79	42	78	92	81	79	76	89	90	788	82.95	72.42	78.60
12	31685	RAHUL RANA	81	76	33	78	85	80	89	76	92	87	777	81.79	74.63	73.40
13	31595	KAZI MD OSMAN	87	75	35	70	90	72	87	79	88	81	764	80.42	69.16	80.00
14	31634	GOLAB RABBANI	85	76	36	65	83	80	82	64	91	85	747	78.63	71.26	75.80
15	31615	PARVEZ HOSSAIN	70	80	33	75	91	70	75	75	80	84	733	77.16	68.74	78.00
16	36914	MD SHAIN RAAZ	80	71	28	72	84	70	75	68	91	85	724	76.21	66.42	66.80
17	36698	MOBASHSHAR ALAM	82	68	31	72	75	68	64	78	90	85	713	75.05	62.53	54.00
18	36879	MEER MASIUR RAHMAN	79	83	44	57	76	73	70	59	84	82	707	74.42	61.68	64.80
19	31669	REHAN KABIR	69	81	40	48	73	60	72	63	88	92	686	72.21	62.74	72.20
20	31977	MD SHAHIN AKHTAR	72	79	31	46	83	70	65	58	89	83	676	71.16	58.95	66.40
21	32405	AZAD ALI	72	76	31	48	72	63	66	67	87	72	654	68.84	59.89	64.00
22	36911	FIRDAUS SK	79	65	28	46	81	58	58	74	92	72	653	68.74	61.37	55.40
23	37152	ISHAN AHMED	63	66	28	49	67	61	55	51	85	65	590	62.11	53.79	56.20
24	32419	MAHMUDUL HASAN	73	67	26	41	64	57	57	53	82	69	589	62.00	54.74	3.80
25	36890	JUBAIED ALI	56	68	32	35	62	56	59	52	83	68	571	60.11	55.16	58.60
26	31650	MD SHAMIM AKTAR	57	57	13	52	53	58	56	45	82	73	546	57.47	49.68	40.80
27	37535	SAEED ANOWAR	54	63	23	37	56	43	62	34	88	69	529	55.68	52.00	48.00
		Total	2124	2114	965	1797	2197	1951	2070	1900	2391	2298	19807	2085		
		Average	78.7	78.3	35.7	66.6	81.4	72.3	76.7	70.4	88.6	85.1	734	77.22		




 21-12-19
 Al-Ameen Mission
 Belpukur, Sihol, D/Dinajpur


 Superintendent
 Al-Ameen Mission, Belpukur
 Belpukur, Banshihari, D.Dinajpur

Al-Ameen Mission, Belpukur


BELPUKUR * SIHOL * D/DINAJPUR


Result Sheet of Annual Assessment - 2019

Class - VI (Girls)

R a n k	Regn. No.	STUDENT'S NAME	Subjects										TOTAL	% of Marks	% of Mid Term	% of 1st Term
			BENG	ENG-I	ENG-II	MATH	EVS	HIST	GEOG	ARAB	H&P EDU	COMP				
			100	100	50	100	100	100	100	100	100	100				
1	32133	RIDWANA TARANNUM	88	91	42	78	92	93	82	99	92	93	950	89.47	81.58	82.20
2	33869	SNEHA ISLAM	86	84	43	88	79	91	67	90	90	87	805	84.74	71.89	74.60
3	31600	MASUKA NYSA	83	89	44	86	72	85	58	94	91	91	793	83.47	75.68	65.40
4	32615	ANIKA MUSTAFA	84	88	36	75	82	80	77	94	88	88	792	83.37	72.95	62.60
5	36034	FAEZA ANJUM	87	83	42	68	81	84	78	91	89	87	790	83.16	73.58	66.80
6	36976	TANISHA PARVIN	86	84	37	73	83	89	70	86	84	91	783	82.42	74.00	73.80
7	36968	TAJMIRA AHAMED	83	87	40	65	90	90	70	82	89	82	778	81.89	74.32	74.00
8	31603	MIMI APSANA	85	82	40	58	79	92	73	86	91	91	777	81.79	69.16	73.80
9	32276	NURAIN GOWSIA	76	86	36	64	82	84	71	94	93	89	775	81.58	69.58	73.80
10	31586	REJUONA PARVIN	86	82	42	71	70	93	71	82	89	87	773	81.37	77.05	72.80
11	36151	JUI ANISHA	85	83	35	79	80	87	75	74	86	88	772	81.26	71.05	71.60
12	31563	REEZA RISHBA ISLAM	84	76	38	73	71	80	75	78	91	86	752	79.16	69.26	58.40
13	32277	NAZIA NAAZ	76	78	36	70	71	78	62	96	90	85	742	78.11	71.05	65.40
14	31570	SUHANA PARVIN	79	85	38	56	82	81	61	70	91	89	732	77.05	64.95	70.40
15	31587	MUSKAN ANSARI	61	77	35	79	73	84	67	78	89	86	729	76.74	72.84	64.80
16	31598	NAFISA AFROJ	73	66	32	48	62	78	67	85	90	79	680	71.58	62.74	62.00
17	36983	SARMINA KHATUN	71	76	34	46	70	76	66	61	85	77	662	69.68	60.95	52.60
18	32285	SNEHA SARKAR/ALIAS SARIKA	69	71	28	59	66	63	57	60	87	69	629	66.21	59.05	56.40
19	36970	SURAVI PARVIN	72	66	18	56	57	76	60	59	86	66	616	64.84	56.63	50.40
20	31585	MOUSAMI PARVIN	65	60	24	40	58	55	55	61	88	66	572	60.21	54.21	45.00
21	31592	PRIYA AFROJ	59	59	18	30	55	58	48	52	87	68	534	56.21	47.37	44.20
22	31520	SOHANA TASMI	17	ab	ab	ab	19	18	ab	19	ab	ab	73	7.68	70.95	65.00
23	37018	ZINNIA SARKAR	20	ab	ab	ab	20	18	ab	ab	ab	ab	58	6.11	69.47	70.00
Total			1638	1653	738	1362	1555	1697	1410	1672	1866	1745	15336	1614.3		
Average			78	78.7	35.1	64.9	74	80.8	67.1	79.6	88.9	83.1	730.29	76.872		




 26-12-19
 Teacher-in-Charge
 Al-Ameen Mission
 Belpukur, Sihol, D/Dinajpur


 Superintendent
 Al-Ameen Mission, Belpukur
 Belpukur, Banshahari, D.Dinajpur